

EXCLUSIVE LISTINGS SUMMARY

APRIL 2026

SALE – LAND

EDMONTON






NISKU/LEDUC

SHERWOOD PARK

STRATHCONA COUNTY

OTHER

LEASE

	PROPERTY	PRICE	SIZE	HIGHLIGHTS
New Listing! 	10.23 Acres ± Industrial Land 6103 - 20 Street NW, Edmonton, Alberta	\$9,718,500.00 (lease options) View Brochure Tyler Weiman	10.23 acres ±	<ul style="list-style-type: none"> Fully improved industrial land ready for immediate possession Two separately titled parcels (5.34 & 4.89 acres) Gravel base, fencing, perimeter lighting, and onsite power
New Listing! 	150 ± Acres Development Land In SE Edmonton With Multiple Income Streams 5410 Meridian Street SW, Edmonton, AB	\$8,500,000.00 View Brochure Tyler Weiman	150.81 acres ±	<ul style="list-style-type: none"> Located directly south of the approved Decoteau ASP This parcel presents a prime investment opportunity, positioning it to benefit from Edmonton's continued growth and expanding population.
	4.325 Acres Industrial Land 3400 68 Avenue NW, Edmonton, AB	\$4,200,000.00 View Brochure Marcus Schwabe	4.325 acres ±	<ul style="list-style-type: none"> 6 buildings Majority graveled (pipe yard) Zoned IM
	South Edmonton Development Land 5010 127 Street SW, Edmonton, AB	Market View Brochure Scott Endres	139.19 acres ±	<ul style="list-style-type: none"> Prime development site located in The City of Edmonton on 127 St SW 1 km from 41 Ave SW, adjacent to HWY 2 The land you were waiting for for your future projects
Price Reduced! 	Free Standing Buildings On 7.2 Acres ± 1803 121 Avenue NE & 1810 Yellowhead Trail NE, Edmonton, AB	\$5,652,000.00 View Brochure Tyler Weiman	7.2 acres ±	<ul style="list-style-type: none"> Two free standing buildings on 7.2 acres ± Direct exposure to Yellowhead Trail (HWY 16) with a premium NE Edmonton/Strathcona County location Two (2) site entries allows for a variety of configurations



**ROYAL PARK
REALTY™**

EDMONTON OFFICE
T 780.448.0800
F 780.426.3007
#201, 9038 51 Avenue NW
Edmonton, AB T6E 5X4

NISKU OFFICE
T 780.955.7171
F 780.955.7764
#25, 1002 7th Street
Nisku, AB T9E 7P2

royalparkrealty.com

SALE – LAND

EDMONTON







NISKU/LEDUC

SHERWOOD PARK

STRATHCONA COUNTY

OTHER

LEASE

	PROPERTY	PRICE	SIZE	HIGHLIGHTS
	<p>Industrial Land with Class 1A Disposal Well</p> <p>225 Hayter Road, Edmonton, AB</p>	<p>\$7,500,000.00</p> <p>View Brochure</p> <p>Kelly Gibbon</p>	<p>21.95 acres ±</p>	<ul style="list-style-type: none"> • Medium industrial land with direct exposure to Yellowhead Freeway & Anthony Henday • Class 1A disposal well on-site, active, with negative pressure and commercial capacity
	<p>160 Acres Development Land Located Within The Decoteau ASP</p> <p>2010 Meridian Street SW, Edmonton, AB</p>	<p>Market</p> <p>View Brochure</p> <p>Eric Stang</p>	<p>160 acres ±</p>	<ul style="list-style-type: none"> • Residential development land for sale in southeast Edmonton • Situated within the approved Decoteau Area Structure Plan (ASP) • Prime investment opportunity just south of the approved Alces NSP, capitalizing on Edmonton's growing population
	<p>Development Land</p> <p>14710 Mark Messier Trail, Edmonton, AB</p>	<p>\$1,650,000.00</p> <p>View Brochure</p> <p>Scott Endres</p>	<p>1.0 acres ±</p>	<ul style="list-style-type: none"> • 2,000 sq ft ± building on 1.0 acre ± • Zoned BE (Business Employment) which allows for a wide variety of uses • Direct exposure on Mark Messier Trail (Highway 2) and Anthony Henday
	<p>41 Avenue SW Development Land</p> <p>16815 - 41 Avenue SW, Edmonton, AB</p>	<p>\$7,999,999.00</p> <p>View Brochure</p> <p>Tyler Weiman</p>	<p>35.2 acres ±</p>	<ul style="list-style-type: none"> • Future development land • Adjacent to the newly approved Kendal NSP • Prime investment opportunity within popular growth node
	<p>Industrial Lot In Leduc Business Park</p> <p>3402 79 Avenue, Leduc, AB</p>	<p>\$1,449,000.00</p> <p>View Brochure</p> <p>Bert Gaudet</p>	<p>2.52 acres ±</p>	<ul style="list-style-type: none"> • Fully serviced industrial land • Ready for immediate development • Build to suit options available
	<p>Industrial Lots in Leduc Business Park</p> <p>68 Avenue & 41 Street, Leduc, AB</p>	<p>\$525,000 - \$640,000/acre</p> <p>View Brochure</p> <p>Kelly Gibbon</p>	<p>1 - 49.36 acres ±</p>	<ul style="list-style-type: none"> • Fully serviced industrial land • Ready for immediate development • Lots are stripped and graded



ROYAL PARK REALTY™

EDMONTON OFFICE
 T 780.448.0800
 F 780.426.3007
 #201, 9038 51 Avenue NW
 Edmonton, AB T6E 5X4

NISKU OFFICE
 T 780.955.7171
 F 780.955.7764
 #25, 1002 7th Street
 Nisku, AB T9E 7P2

royalparkrealty.com

SALE – LAND

EDMONTON







NISKU/LEDUC

SHERWOOD PARK

STRATHCONA COUNTY

OTHER

LEASE

	PROPERTY	PRICE	SIZE	HIGHLIGHTS
	Industrial Lot In Leduc Business Park 7903 34 Street, Leduc, AB	\$525,000/acre	5.19 acres ±	<ul style="list-style-type: none"> • Fully serviced industrial land • Ready for immediate development • Build to suit options available
	Rare Small Parcel Within Sherwood Park 110 Broadview Drive, Sherwood Park, AB	\$1,125,000.00	1.22 ± acres	<ul style="list-style-type: none"> • Parcel facing Broadview Drive • High visibility • Easy access to Baseline Road, Anthony Henday, and Yellowhead Trail
	Strathcona County Industrial Land 1630 90 Avenue NW, Edmonton, AB	\$699,900/acre (lease options)	12.9 acres ±	<ul style="list-style-type: none"> • Wide range of parcel sizes which can be adjusted or combined to accommodate expansion over time. • An attractive destination with IM (Medium Industrial) zoning for • businesses seeking long term success
	157.26 - 317.26 Acres Industrial Land In AIH 56110 Range Road 210 & 56119 Range Road 211, Strathcona County, AB	Market	157.26 - 317.26 acres ±	<ul style="list-style-type: none"> • Two separately titled parcels • Located just north of the newly announced Alberta Heartland Railway (AHR) rail terminal at Gasia Energy's planned complex • Provides excellent Highway 830 frontage and proximity to major industry
	80.34 - 163.08 Acres South of TWP 540, West of RR 225, Strathcona County, AB	Market	80.34 - 163.08 acres ±	<ul style="list-style-type: none"> • Agriculture land in Strathcona County • Fronting Highway 21 • Parcels can be purchased separately
	Cambrian Crossing Residential Development Land North of Highway 16 & West of Highway 21, Strathcona County, AB	Market	68.69 acres ±	<ul style="list-style-type: none"> • Located within the Cambrian Crossing approved Area Structure Plan • Designated primarily for residential development • Adjacent to Rohit & Mattamy Homes



ROYAL PARK REALTY™

EDMONTON OFFICE
 T 780.448.0800
 F 780.426.3007
 #201, 9038 51 Avenue NW
 Edmonton, AB T6E 5X4

NISKU OFFICE
 T 780.955.7171
 F 780.955.7764
 #25, 1002 7th Street
 Nisku, AB T9E 7P2

royalparkrealty.com

SALE – LAND

EDMONTON







NISKU/LEDUC

SHERWOOD PARK

STRATHCONA COUNTY

OTHER

LEASE

	PROPERTY	PRICE	SIZE	HIGHLIGHTS
 <p>Price Reduced!</p>	<p>3.58 Acres In Strathcona County</p> <p>13 Street & 90 Avenue, Strathcona County, AB</p>	<p>\$785,000/acre</p> <p>View Brochure</p> <p>Tyler Weiman</p>	<p>3.58 acre ±</p>	<ul style="list-style-type: none"> • Located in Laurin Industrial Park with favorable tax benefits • Ready for construction • IM (Medium Industrial) zoning allows for a variety of uses
	<p>160 Acres ± Industrial Heartland</p> <p>TWP Road 564 & RR 211, Strathcona County, AB</p>	<p>Market</p> <p>View Brochure</p> <p>Joel Wolski</p>	<p>160 acres ±</p>	<ul style="list-style-type: none"> • Located in the Sandhills Heavy Industrial Policy Area • Adjacent to CP Rail lands • Service revenue from ACCEL, ATCO and Altalink
	<p>156.87 Acres ± Agricultural Land</p> <p>21012 Township Road 562, Strathcona County, AB</p>	<p>Market</p> <p>View Brochure</p> <p>Eric Stang</p>	<p>156.87 acres ±</p>	<ul style="list-style-type: none"> • Located on Highway 830 • Minutes to Bruderheim • Two access points on Township 562
	<p>151 - 453 Acres Dual Rail Land In Alberta's Industrial Heartland</p> <p>Strathcona County, AB</p>	<p>Market</p> <p>View Brochure</p> <p>Eric Stang</p>	<p>151.05 - 453.91 acres ±</p>	<ul style="list-style-type: none"> • Contiguous industrial land located in Alberta's Industrial Heartland • Parcels are serviced by both CN & CP rail lines and provide excellent access to Highway 830 & Highway 15 • Prime opportunity to leverage the region's strong economic growth and strategic location
	<p>154 – 314 Acres Of Industrial Land In Alberta's Industrial Heartland</p> <p>20506 Township Rd 560, Strathcona County, AB</p>	<p>Market</p> <p>View Brochure</p> <p>Eric Stang</p>	<p>154 - 314 acres ±</p>	<ul style="list-style-type: none"> • Industrial land located west of Bruderheim • Features a CN Rail line running through the land, an existing homestead and surface lease income • The properties also offer major access to Highway 15 (High Load Corridor)
	<p>150 & 160 Acres ± Agriculture Land</p> <p>RR 224 & TWP 542, Strathcona County, AB</p>	<p>\$15,000/acre</p> <p>View Brochure</p> <p>Joel Wolski</p>	<p>150 - 310 acres ±</p>	<ul style="list-style-type: none"> • Agriculture land located near Fort Saskatchewan • Parcels can be purchased separately



ROYAL PARK REALTY™

EDMONTON OFFICE
 T 780.448.0800
 F 780.426.3007
 #201, 9038 51 Avenue NW
 Edmonton, AB T6E 5X4

NISKU OFFICE
 T 780.955.7171
 F 780.955.7764
 #25, 1002 7th Street
 Nisku, AB T9E 7P2

royalparkrealty.com

SALE – LAND

EDMONTON

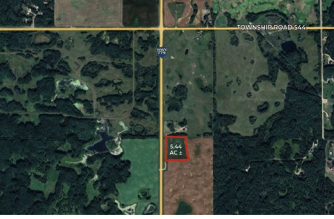





NISKU/LEDUC

SHERWOOD PARK

STRATHCONA COUNTY

OTHER

LEASE

	PROPERTY	PRICE	SIZE	HIGHLIGHTS
New Listing! 	Sturgeon County Land Highway 779 & South of TWP 544, Sturgeon County, AB	\$245,000.00 View Brochure Eric Stang	5.44 acres ±	<ul style="list-style-type: none"> Perfect site for building your dream home Rural, private setting with plenty of space for yard, gardens, or hobby farming Service road access off Highway 779 and Highway 37
New Listing! 	Prime Highway Oriented Commercial & Industrial Development Land Edson, AB	\$2,400,000.00 View Brochure Tyler Weiman	70.89 acres ±	<ul style="list-style-type: none"> Strategically located within the Edson West ASP Uniquely positioned to benefit from the planned realignment of Hwy 16 Backs directly onto the CN Rail line, further supporting a range of industrial and logistics opportunities
Price Reduced! 	25.92 Acres Of Development Land 52 Avenue & Rge Rd 205, Bruderheim, AB	\$2,089,050.00 View Brochure Eric Stang	25.92 acres ±	<ul style="list-style-type: none"> Shovel ready residential & commercial land Uniquely positioned in the heart of Alberta's Industrial Heartland Offers a fully planned, engineered, and development-ready opportunity
Price Reduced! 	Multi-Family Development Opportunity 4043 46 Street, Stony Plain, AB	\$1,745,000.00 View Brochure Cody Huchkowski	3.332 acres ±	<ul style="list-style-type: none"> Highest and best use feasibility study has been completed for a multi-building residential development Proposed zoning allows for medium to high density housing, commercial development and daycare facilities Property located just north of the Old Town South Redevelopment Area
Price Reduced! 	105 Acres ± Of Industrial Land In Thorhild Thorhild, AB	\$996,075.00 View Brochure Eric Stang	104.85 acres ±	<ul style="list-style-type: none"> Access to Highway 63 Adjacent to the CN Rail Flexible Industrial Zoning
Price Reduced! 	Commercial Development Land 3201 52 Avenue, Innisfail, AB	\$1,899,050.00 View Brochure Eric Stang	10.01 acres ±	<ul style="list-style-type: none"> Prime visibility and access along QE II (Highway 2) and Highway 54 Corner exposure with dual highway access Fully serviced frontage with existing water and sanitary connections



ROYAL PARK
REALTY™

EDMONTON OFFICE
T 780.448.0800
F 780.426.3007
#201, 9038 51 Avenue NW
Edmonton, AB T6E 5X4

NISKU OFFICE
T 780.955.7171
F 780.955.7764
#25, 1002 7th Street
Nisku, AB T9E 7P2

royalparkrealty.com

SALE – LAND

EDMONTON






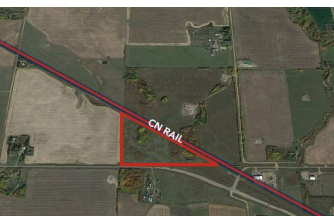
NISKU/LEDUC

SHERWOOD PARK

STRATHCONA COUNTY

OTHER

LEASE

	PROPERTY	PRICE	SIZE	HIGHLIGHTS
	<p>80.43 Acres of Future Development Land</p> <p>Range Rd 243 & Twp Rd 504, Leduc County, AB</p>	<p>\$3,217,200.00</p> <p>View Brochure</p> <p>Tyler Weiman</p>	<p>80.43 acres ±</p>	<ul style="list-style-type: none"> Land neighbours City of Beaumont, located in Leduc County Ideal for those in agricultural business seeking crop-ready land Quick access to amenities and major transportation routes from Highway 625 (Township Road 504)
	<p>Sturgeon County Industrial Facility With Proposed CN Spur</p> <p>55112 Secondary Hwy 825, Sturgeon County, AB</p>	<p>\$9,990,000.00 (lease option)</p> <p>View Brochure</p> <p>Tyler Weiman</p>	<p>32.72 acres ±</p>	<ul style="list-style-type: none"> Adjacent to CN Rail with proposed rail spur for industrial servicing Vendor has multiple quotes to fully prepare, compact, and gravel the site Fenced, secured, gated facility with powered entry, central vac, & air filtration
	<p>Industrial Heartland Mineral Rights</p> <p>Lamont County, AB</p>	<p>\$11,000,000.00</p> <p>View Brochure</p> <p>Joel Wolski</p>	<p>Please Contact</p>	<ul style="list-style-type: none"> Rare opportunity to purchase the mineral rights for a salt cavern in Alberta's Industrial Heartland Located minutes east of Bruderheim in Lamont County Close proximity to major infrastructure including pipelines, rail, utilities
	<p>Goldfinch Industrial Park</p> <p>Wheatland County, AB</p>	<p>Market</p> <p>View Brochure</p> <p>Marcus Schwabe</p>	<p>40 - 2,161 acres ±</p>	<ul style="list-style-type: none"> Land available for future industrial development Accessible via major highways, rail and in close proximity to Calgary International Airport CP Rail potential
<p>Price Reduced!</p> 	<p>Spruce Grove Development Land</p> <p>#6, 52524 Range Road 271, Spruce Grove, AB</p>	<p>\$1,318,100.00</p> <p>View Brochure</p> <p>Tyler Weiman</p>	<p>18.83 acres ±</p>	<ul style="list-style-type: none"> Current site has approximately 80' x 60' area of heavily compacted gravel and prepped land Front gate and privacy berm Active CN railway line on the north boundary
	<p>Lamont County Industrial Land</p> <p>4; 20; 55; 25; SE, Lamont County, AB</p>	<p>\$19,500/acre</p> <p>View Brochure</p> <p>Scott Endres</p>	<p>27.5 acres ±</p>	<ul style="list-style-type: none"> Approved for Heavy Industrial Located in Alberta's Industrial Heartland region, minutes to the Town of Lamont Adjacent to the CN Rail line



ROYAL PARK REALTY™

EDMONTON OFFICE
 T 780.448.0800
 F 780.426.3007
 #201, 9038 51 Avenue NW
 Edmonton, AB T6E 5X4

NISKU OFFICE
 T 780.955.7171
 F 780.955.7764
 #25, 1002 7th Street
 Nisku, AB T9E 7P2

royalparkrealty.com

SALE – LAND

EDMONTON






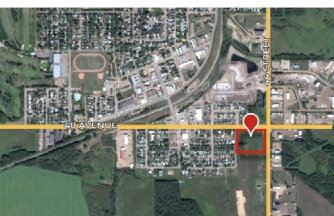
NISKU/LEDUC

SHERWOOD PARK

STRATHCONA COUNTY

OTHER

LEASE

	PROPERTY	PRICE	SIZE	HIGHLIGHTS
	Wetaskiwin Highway Frontage Property 6202 - 40 Avenue, Wetaskiwin, AB	\$1,124,400.00 View Brochure Bert Gaudet	28.11 acres ±	<ul style="list-style-type: none"> Highway Frontage Adjacent to Wetaskiwin Airport and Reynolds Museum Power and gas to property line
	462.57 Acres With 5,353 Sq Ft Home And Shops 51271 Range Road 30, Leduc County, AB	\$4,694,500.00 View Brochure Marcus Schwabe	462.57 acres ± on 4 titles	<ul style="list-style-type: none"> North Saskatchewan River surrounds over 75% of the property 5,353 sq ft ± home built in 1977 (size to be confirmed) 3 car detached garage, heated shop, heated office/shop, pole shed
	89 Acres 1/2 Mile From City of Leduc 24420 Highway 623, Leduc County, AB	\$3,916,000.00 (\$44,000/acre) View Brochure Marcus Schwabe	89 acres ±	<ul style="list-style-type: none"> Subdivision approval required Zone AG (Agricultural District) Ideal for either Industrial Park or Residential Development
	150 - 500 Acres Heavy Industrial Land In Alberta's Industrial Heartland Lamont County, AB	Market View Brochure Eric Stang	150 - 500 acres ±	<ul style="list-style-type: none"> Contiguous heavy industrial land situated directly north of the Graymont Lamont Terminal Excellent frontage along the CP rail line & close proximity to the Alberta Midland and Cenovus terminals Positioned to capitalize on the regions strong economic growth
	64.29 Acres Hwy 28 In Sturgeon County Close to Fedorah, Alberta	\$6,900,000.00 View Brochure Marcus Schwabe	64.29 ± acres	<ul style="list-style-type: none"> On Hwy 28 just 10km north of Gibbons 112,060 sq ft ± out buildings and 3,531 sq ft ± homes Great for chicken farm, farm/ranch, or possible RV storage
	Redwater Future Commercial Land 4707/4715 46 Street, Redwater, AB	Market View Brochure Tyler Weiman	4.67 acres ±	<ul style="list-style-type: none"> Frontage to Highway 38 Located about 30 minutes NE of Edmonton, home to approx. 2,200 residents and 100+ businesses Ideal for quick service restaurants, fuel stations, retail, medical, and automotive service businesses



ROYAL PARK
REALTY™

EDMONTON OFFICE
 T 780.448.0800
 F 780.426.3007
 #201, 9038 51 Avenue NW
 Edmonton, AB T6E 5X4

NISKU OFFICE
 T 780.955.7171
 F 780.955.7764
 #25, 1002 7th Street
 Nisku, AB T9E 7P2

royalparkrealty.com

SALE – LAND

EDMONTON







NISKU/LEDUC

SHERWOOD PARK

STRATHCONA COUNTY

OTHER

LEASE

	PROPERTY	PRICE	SIZE	HIGHLIGHTS
	<p>138.09 Acres Heavy Industrial Land In Alberta's Industrial Heartland</p> <p>Hwy 15 & Rge Rd 202, Lamont County, AB</p>	<p>Market</p> <p>View Brochure</p> <p>Eric Stang</p>	<p>138.09 acres ±</p>	<ul style="list-style-type: none"> • Situated directly south of the Cenovus Terminal • Excellent frontage along Highway 15 and close proximity to a variety of industries • Positioned to capitalize on the regions strong economic growth and industrial infrastructure.
	<p>Sturgeon County Industrial Land</p> <p>55021 Range Road 225, Sturgeon County, AB</p>	<p>Market (lease option)</p> <p>View Brochure</p> <p>Tyler Weiman</p>	<p>73.23 acres ±</p>	<ul style="list-style-type: none"> • 5,600 sq ft ± quonset with drive through access • Additional on-site office and mobile home • Compacted, graveled, and site-ready
	<p>Millet Industrial Park</p> <p>Millet, AB</p>	<p>\$22,500 - \$375,000/acre (lease options)</p> <p>View Brochure</p> <p>Marcus Schwabe</p>	<p>3 - 150.48 acres ±</p>	<ul style="list-style-type: none"> • Recent land use amendment make this an ideal location for Data Centres and Bitcoin opportunities • Land for industrial development • Very favorable industrial pricing and flexible options
	<p>Fort Saskatchewan Commercial Lands</p> <p>9101 & 9201 Wilshire Blvd, Fort Saskatchewan, AB</p>	<p>\$1,095,000/acre</p> <p>View Brochure</p> <p>Tyler Weiman</p>	<p>1.33 & 2.22 acres ±</p>	<ul style="list-style-type: none"> • Prime commercial development lands available • Adjacent to McDonald's (now open!) • Surrounded by established retailers and services (Heartland Fort Veterinary Hospital, Moose Liquor, Rivers Edge Orthodontics and Smart Learners Daycare & OSC)
	<p>Stand Alone Buildings On 12.65 Acres ±</p> <p>5205 49 Street, Yellowhead County, AB</p>	<p>\$600,000.00</p> <p>View Brochure</p> <p>Cody Huchkowski</p>	<p>12.65 acres ±</p>	<ul style="list-style-type: none"> • Located on the perimeter of the beautiful hamlet of Robb, Alberta. 53 km to Edson, 50 km to Hinton • Three stand alone buildings: industrial shop/office (5,100 sq ft ±), a former salt shed (2,400 sq ft ±) and storage Shed (1,200 sq ft) ± • Situated on a gravel surface yard which is surrounded by forest and a chainlink fence
	<p>Rights To Extract Sand & Gravel Aggregates</p> <p>Yellowhead County, AB</p>	<p>\$3,200,000.00</p> <p>View Brochure</p> <p>Marcus Schwabe</p>	<p>39.78 & 53.37 acres ±</p>	<ul style="list-style-type: none"> • 2 separate sites • ♦ 39.78 acres ± estimated at 1,127,000 cubic meters of sand and gravel • ♦ 53.37 acres ± estimated at 1,200,000 cubic meters of sand and gravel • South of Fox Creek in Yellowhead County • Full Conservation Operation Reclamation Plans for both sites completed



**ROYAL PARK
REALTY™**

EDMONTON OFFICE
T 780.448.0800
F 780.426.3007
#201, 9038 51 Avenue NW
Edmonton, AB T6E 5X4

NISKU OFFICE
T 780.955.7171
F 780.955.7764
#25, 1002 7th Street
Nisku, AB T9E 7P2

royalparkrealty.com

SALE – LAND

EDMONTON





NISKU/LEDUC

SHERWOOD PARK

STRATHCONA COUNTY

OTHER

LEASE

	PROPERTY	PRICE	SIZE	HIGHLIGHTS
	<p>35.36 Acres Of Possibility In Alberta's Heartland</p> <p>NW - 25 - 54 - 23 - 4, Sturgeon County, AB</p>	<p>\$2,200,00.00</p> <p>View Brochure</p> <p>Tyler Weiman</p>	<p>35.36 acres ±</p>	<ul style="list-style-type: none"> Fertile, gently rolling land with stunning panoramic views along the North Saskatchewan River Ideal for estate living, farming, agri-business, eco-tourism or strategic investment Unspoiled land offering flexibility, privacy and the opportunity to shape your vision from the ground up
	<p>1 - 400 Acres ± Lakeview Business District</p> <p>Ray Gibbon Drive & Giroux Road, St. Albert, AB</p>	<p>Contact Agent</p> <p>View Brochure</p> <p>Eric Stang</p>	<p>1 - 400 acres ±</p>	<ul style="list-style-type: none"> The City of St. Albert has committed \$62.7 million for front-end servicing costs. Flexible, supportive commercial zoning north of the rail allows for commercial, retail, office, and light industrial uses. This employment hub is set to generate 5,000 new jobs across its 600-acre footprint.
	<p>Heartland Industrial Park</p> <p>Fort Saskatchewan, AB</p>	<p>Starting at \$314,000/acre</p> <p>View Brochure</p> <p>Eric Stang</p>	<p>1.85 - 90.0 acres ±</p>	<ul style="list-style-type: none"> Industrial lots for sale Build to suit opportunities available Tax incentives available
	<p>134.9 ± Acres Of Prime Land</p> <p>Bruderheim, AB</p>	<p>\$1,100,00.00 (\$8,154/acre)</p> <p>View Brochure</p> <p>Eric Stang</p>	<p>134.9 acres ±</p>	<ul style="list-style-type: none"> Judicial sale Located in the Town of Bruderheim in Alberta's Industrial Heartland Possible future development opportunities & zoned urban reserve
	<p>Prime Residential & Mixed-Use Development Opportunity</p> <p>New Sarepta, AB</p>	<p>\$635,000.00</p> <p>View Brochure</p> <p>Eric Stang</p>	<p>24.46 acres ±</p>	<ul style="list-style-type: none"> Judicial sale Fully serviced, development-ready land Outline Plan approved; flexible zoning Immediate access to Highway 21
	<p>Price Reduced!</p> <p>Residential Development Land</p> <p>Camrose, AB</p>	<p>\$2,184,050.00</p> <p>View Brochure</p> <p>Eric Stang</p>	<p>127.82 acres ±</p>	<ul style="list-style-type: none"> Exceptional Opportunity in a Thriving Regional Hub Discover an exciting investment opportunity in a growing and vibrant community This property represents a rare opportunity to shape the next phase of residential growth in one of Alberta's most desirable communities



**ROYAL PARK
REALTY™**

EDMONTON OFFICE
T 780.448.0800
F 780.426.3007
#201, 9038 51 Avenue NW
Edmonton, AB T6E 5X4

NISKU OFFICE
T 780.955.7171
F 780.955.7764
#25, 1002 7th Street
Nisku, AB T9E 7P2







royalparkrealty.com

LEASE - LAND

EDMONTON

OTHER

SALE

	PROPERTY	PRICE	SIZE	HIGHLIGHTS
New Listing! 	1.98 Acres ± Industrial Land 3321 - 76 Avenue NW, Edmonton, AB	Market View Brochure Tyler Weiman	1.98 acres ±	<ul style="list-style-type: none"> Secured, fully, fenced, and gated industrial land Onsite power with energized entry gate Fully prepared yard with compacted gravel
	Secure Yard With Private Entrance 2702 84 Avenue NW, Edmonton, AB	Market View Brochure Tyler Weiman	1.35 acres ±	<ul style="list-style-type: none"> Fully prepped, graveled, fenced and gated yard Secure yard with private entrance Convenient southeast industrial location
New Listing! 	CN Rail Spur Opportunity Up To 10 Acres Industrial Land 2071 70 Avenue NW, Edmonton, AB	\$3,500/acre/month View Brochure Tyler Weiman	1 - 10 acres ±	<ul style="list-style-type: none"> Build-to-suit opportunities Potential for a CN rail spur on this site Fully prepped, graveled, fenced and gated yard
	10.23 Acres ± Industrial Land 6103 20 Street NW, Edmonton, AB	Market (purchase option) View Brochure Tyler Weiman	10.23 acres ±	<ul style="list-style-type: none"> Fully improved industrial land ready for immediate possession Two separately titled parcels totaling 10.23 acres ± (5.34 & 4.89 acres) Gravel base, fencing, perimeter lighting, and onsite power
	Strathcona County Industrial Land 3052 84 Avenue NW, Edmonton, AB	Market View Brochure Tyler Weiman	3.27 acres ±	<ul style="list-style-type: none"> Flexible yard sizes available IH Zoning (Heavy Industrial) Secure yard with private entrance
	Prime Industrial Land Location 7120 34 Street NW, Edmonton, AB	\$3,500/acre-month View Brochure Tyler Weiman	2 acres ±	<ul style="list-style-type: none"> Site is graveled, fully fenced and gated Private access from 34 Street Excellent connectivity to Sherwood Park Freeway, Whitemud Drive, and Anthony Henday Drive



ROYAL PARK
REALTY™

EDMONTON OFFICE
T 780.448.0800
F 780.426.3007
#201, 9038 51 Avenue NW
Edmonton, AB T6E 5X4

NISKU OFFICE
T 780.955.7171
F 780.955.7764
#25, 1002 7th Street
Nisku, AB T9E 7P2







royalparkrealty.com

LEASE - LAND

EDMONTON

OTHER

SALE

	PROPERTY	PRICE	SIZE	HIGHLIGHTS
	<p>Small Storage Requirements</p> <p>6910 17 Street NW, Edmonton, AB</p> <p>View Brochure</p> <p>Tyler Weiman</p>	<p>\$674 - 1,580/ month</p> <p>View Brochure</p> <p>Tyler Weiman</p>	<p>3,450 - 6,900 sq ft ±</p>	<ul style="list-style-type: none"> • Sea-can containers provided • Fully prepped, graveled and graded site • Direct exposure to 17 Street
	<p>Strathcona County Industrial Land</p> <p>1630 90 Avenue NW, Edmonton, AB</p> <p>View Brochure</p> <p>Tyler Weiman</p>	<p>\$1.00/sq ft</p> <p>View Brochure</p> <p>Tyler Weiman</p>	<p>12.9 acres ±</p>	<ul style="list-style-type: none"> • Wide range of parcel sizes which can be adjusted or combined to accommodate expansion over time • An attractive destination with IM (Medium Industrial) zoning for businesses seeking long term success • Build to suit options available to meet specific operational needs
	<p>Yellowhead & Gretzky Industrial Yard</p> <p>12321 Mount Lawn Rd NW, Edmonton, AB</p> <p>View Brochure</p> <p>Scott Endres</p>	<p>\$1.75 sq ft</p> <p>View Brochure</p> <p>Scott Endres</p>	<p>0.70 - 1.44 acres ±</p>	<ul style="list-style-type: none"> • Secured/lit, compacted gravel yard space • Excellent strategic location adjacent to major arteries, servicing all quadrants of the city • Direct exposure & unobstructed sightlines from Yellowhead Tr, Gretzky Dr. & Fort Rd
	<p>NE Edmonton Industrial Land</p> <p>1803 121 Avenue NE, Edmonton, AB</p> <p>View Brochure</p> <p>Tyler Weiman</p>	<p>\$3,500/acre/ month</p> <p>View Brochure</p> <p>Tyler Weiman</p>	<p>3.5 acres ±</p>	<ul style="list-style-type: none"> • Flexible yard sizes available • Private entrance with desired NE Edmonton location • Concrete area/apron with energized power outlets for parking requirements
	<p>Sturgeon County Industrial Land</p> <p>55021 Range Road 225, Sturgeon County, AB</p> <p>View Brochure</p> <p>Tyler Weiman</p>	<p>Market (purchase option)</p> <p>View Brochure</p> <p>Tyler Weiman</p>	<p>28 acres ±</p>	<ul style="list-style-type: none"> • 5,600 sq ft ± quonset with drive through access • Additional on-site office and mobile home • Compacted, graveled, and site-ready
	<p>Sturgeon County Industrial Facility With Proposed CN Spur</p> <p>55112 Secondary Hwy 825, Sturgeon County, AB</p> <p>View Brochure</p> <p>Tyler Weiman</p>	<p>Market (purchase option)</p> <p>View Brochure</p> <p>Tyler Weiman</p>	<p>32.72 acres ±</p>	<ul style="list-style-type: none"> • Adjacent to CN Rail with proposed rail spur for industrial servicing • Vendor has multiple quotes to fully prepare, compact, and gravel the site • Fenced, secured, gated facility with powered entry, central vac, & air filtration



**ROYAL PARK
REALTY™**

EDMONTON OFFICE
T 780.448.0800
F 780.426.3007
#201, 9038 51 Avenue NW
Edmonton, AB T6E 5X4

NISKU OFFICE
T 780.955.7171
F 780.955.7764
#25, 1002 7th Street
Nisku, AB T9E 7P2

royalparkrealty.com

LEASE - LAND

EDMONTON

OTHER

SALE

	PROPERTY	PRICE	SIZE	HIGHLIGHTS
	Millet Industrial Park Millet, AB	\$2,499 - \$3,085/ acre (purchase options) View Brochure Marcus Schwabe	3-110 acres ±	<ul style="list-style-type: none">Recent land use amendment make this an ideal location for Data Centres and Bitcoin opportunitiesLand for industrial developmentVery favorable industrial pricing and flexible options
Price Reduced! 	3.58 Acres In Strathcona County 13 Street & 90 Avenue, Strathcona County, AB	Contact Agent View Brochure Tyler Weiman	3.58 ±	<ul style="list-style-type: none">Located in Laurin Industrial ParkBuild to suit opportunityFully fenced, gated and secured yard



ROYAL PARK
REALTY™

EDMONTON OFFICE
T 780.448.0800
F 780.426.3007
#201, 9038 51 Avenue NW
Edmonton, AB T6E 5X4

NISKU OFFICE
T 780.955.7171
F 780.955.7764
#25, 1002 7th Street
Nisku, AB T9E 7P2

royalparkrealty.com